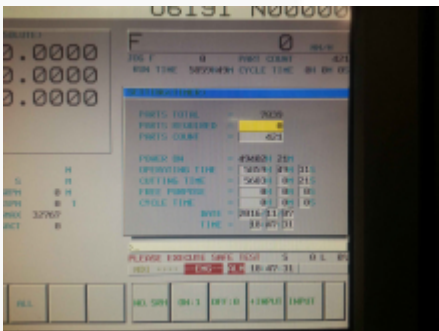




CNC LATHE CMZ TBI 520MC

Ref: 037586



Bilder



SPECIFICATIONS ET DESCRIPTIONS			
CARACTERISTIQUES RECAPITULEES			
Item	Unit	Value	Unit
Machine Type		SL12	
Lathe Type		Lathe	
Year		2008	
Machine Dimensions			
Overall Length	m	2120	
Overall Width	m	1100	
Overall Height	m	1600	
Spindle Max. Speed	rpm	2500	
Spindle Min. Speed	rpm	10	
Spindle Power	kW	30	
Spindle Torque	Nm	1200	
Lathe Type		Lathe	
Lathe Type		Lathe	
Lathe Type		Lathe	
Lathe Type		Lathe	
Lathe Type		Lathe	